

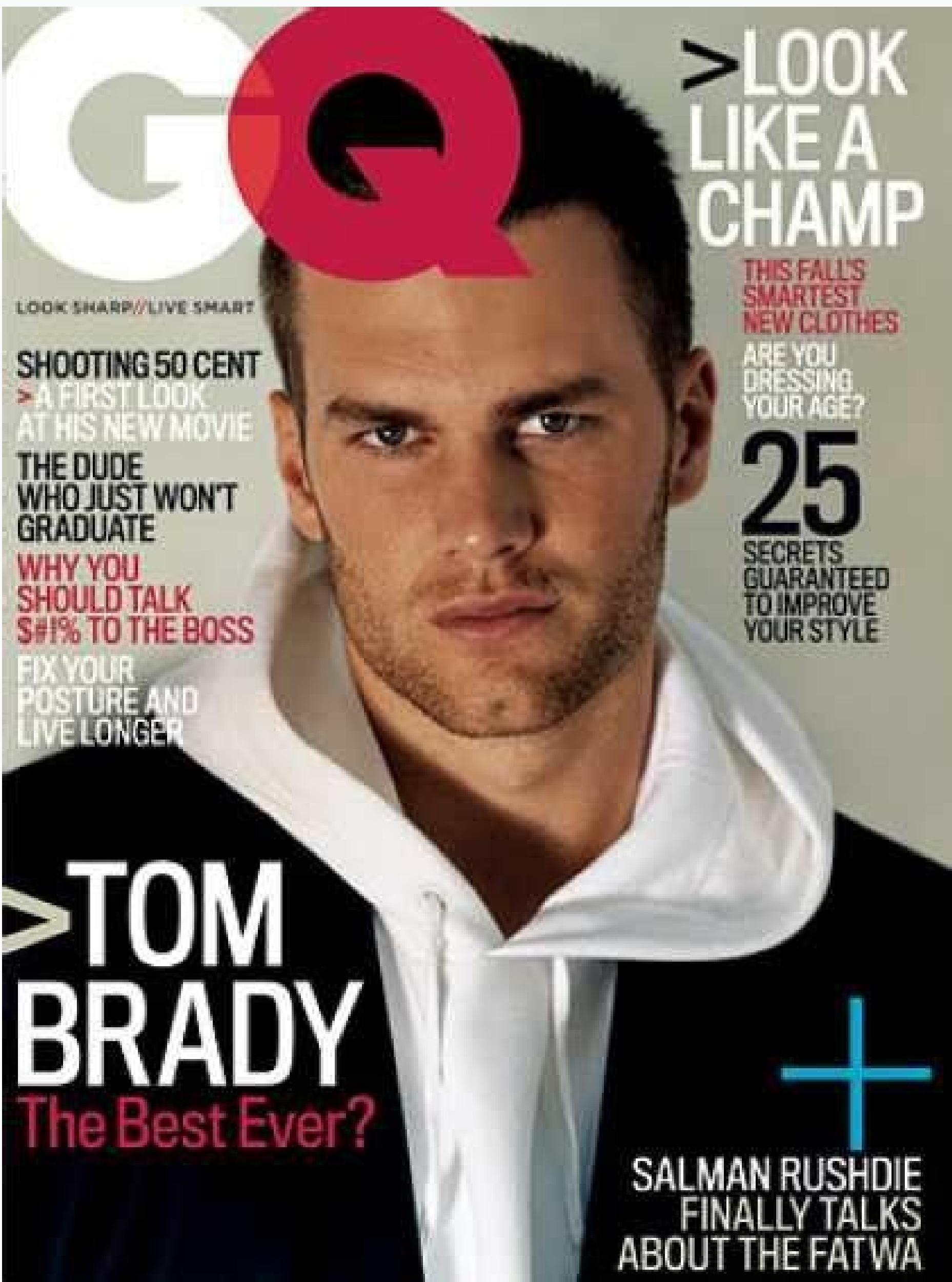




I'm not robot



Open



SQL Workbench/J User's Manual

Table of Contents

- 1. General Information 7
 - 1.1. Program version 7
 - 1.2. Feedback and support 7
 - 1.3. Credits and thanks 7
 - 1.4. Third party components 7
- 2. Software license 10
 - 2.1. Definition 10
 - 2.2. Grant of Copyright License 10
 - 2.3. Reservation of All Rights of the Apache License 11
 - 2.4. Grant of Patent License 11
 - 2.5. Redistribution 11
 - 2.6. Redistribution of Derivatives 11
 - 2.7. Trademarks 12
 - 2.8. Release of Warranties 12
 - 2.9. Limitation of Liability 12
 - 2.10. Accepting Warranty or Additional Liability 13
- 3. Change log 14
 - 3.1. In preparation 14
 - 3.2. New time installation 16
 - 3.3. Update installation 16
 - 3.4. Starting the program from the commandline 16
 - 3.5. Starting the program using the shell script 17
 - 3.6. Starting the program using the Windows® launcher 17
 - 3.7. Configuration directory 18
 - 3.8. Copying an installation 18
 - 3.9. Restoring the settings available to the application 18
- 4. Connecting to a database 20
 - 4.1. Configuring JDBC drivers 20
 - 4.2. Specifying a driver directory 20
 - 4.3. Specifying the file containing connection profiles 20
 - 4.4. Defining variables 20
 - 4.5. Personal updating the settings file 21
 - 4.6. Connecting using a predefined connection profile 21
 - 4.7. Connecting without a profile 21
 - 4.8. JDBC Drivers 21
 - 4.8.1. Configuring JDBC drivers 21
 - 4.8.2. Specifying a driver directory 21
 - 4.8.3. Specifying JDBC classes 21
- 5. Connecting to the database 21
 - 5.1. Connection profiles 21
 - 5.2. Managing profile groups 21
 - 5.3. JDBC related profile settings 21
 - 5.4. PostgreSQL connector for JDBC driver 21
 - 5.5. Extended properties for the JDBC driver 21
 - 5.6. SQL Workbench/J specific settings 21
 - 5.7. Connecting through a SSH tunnel 21
 - 5.8. Connect to Oracle with SYSDBA privilege 21
 - 5.9. Using the quick flow 21

